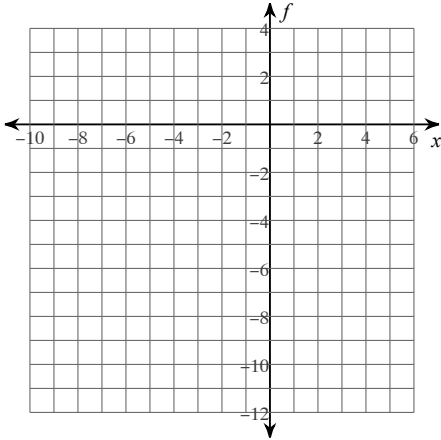


Graphing Piecewise Functions Practice

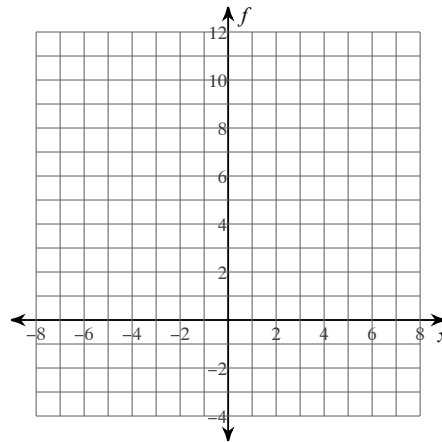
Date _____ Period _____

Graph each piecewise function using t-tables. Then determine its domain.

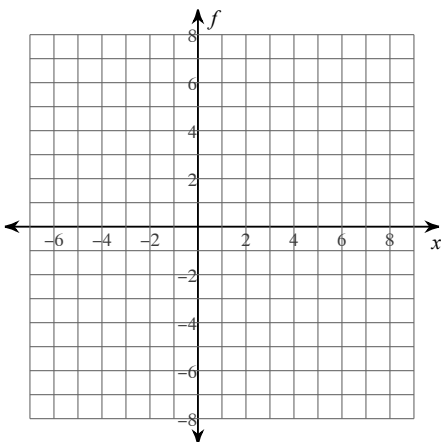
$$1) f(x) = \begin{cases} 2x - 2, & x \leq -2 \\ -x^2 + 1, & x > -2 \end{cases}$$



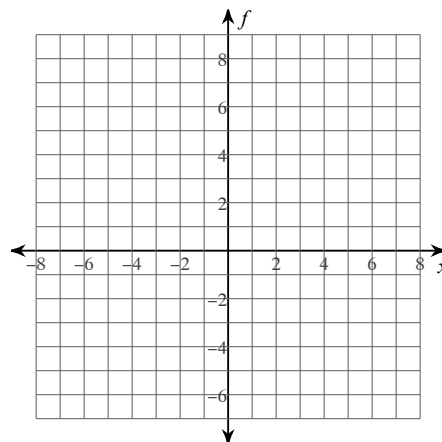
$$2) f(x) = \begin{cases} -2x + 8, & x \leq 0 \\ \frac{x}{2} + \frac{1}{2}, & x > 0 \end{cases}$$



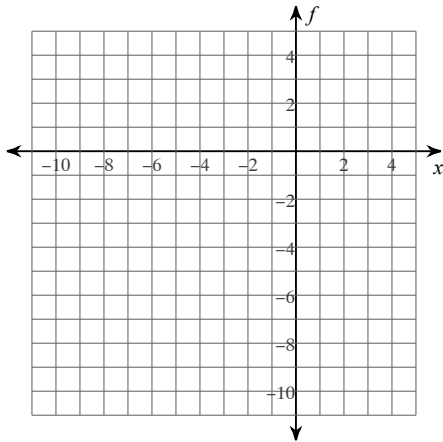
$$3) f(x) = \begin{cases} -1, & x \leq 1 \\ x^2 - 4x + 3, & x > 1 \end{cases}$$



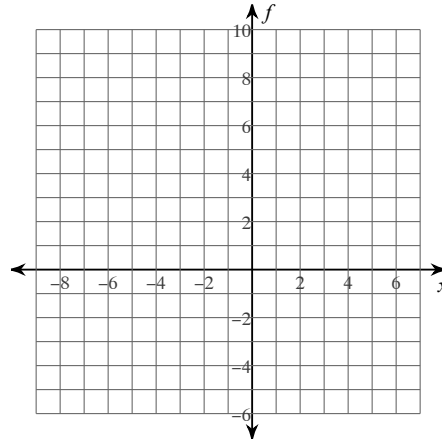
$$4) f(x) = \begin{cases} x + 3, & x < 0 \\ -x - 1, & x \geq 0 \end{cases}$$



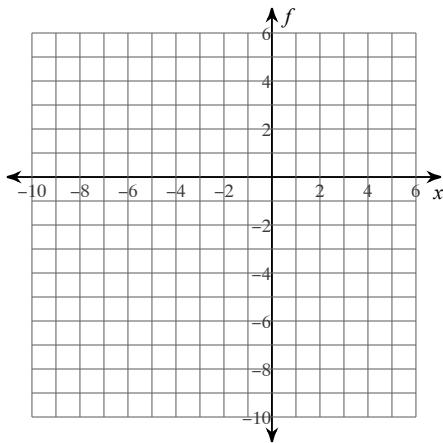
$$5) f(x) = \begin{cases} -x^2 - 4x - 4, & x \leq -3 \\ \frac{x}{2} - 4, & x > -3 \end{cases}$$



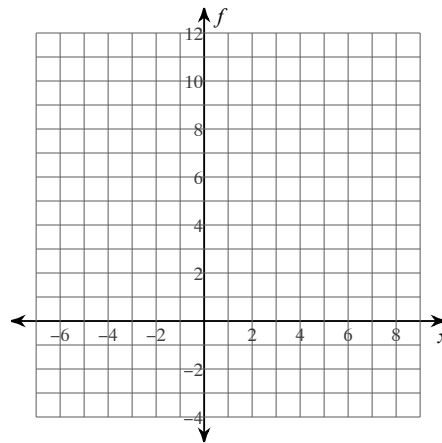
$$6) f(x) = \begin{cases} 1, & x < -1 \\ x^2 - 2x + 1, & x \geq -1 \end{cases}$$



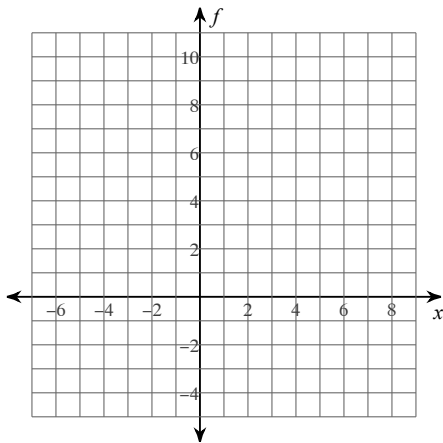
$$7) f(x) = \begin{cases} -2, & x \leq -2 \\ -x - 5, & x > -2 \end{cases}$$



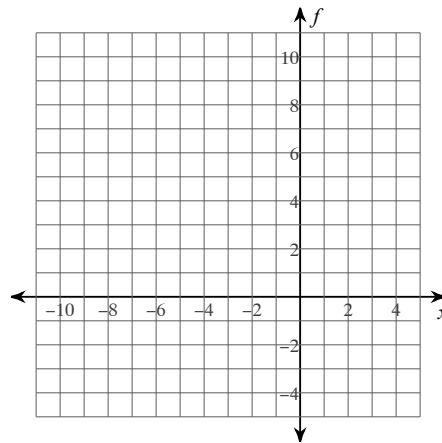
$$8) f(x) = \begin{cases} -2x + 7, & x < 1 \\ -x + 5, & x \geq 1 \end{cases}$$



$$9) f(x) = \begin{cases} -x + 3, & x < 1 \\ -2x + 6, & x \geq 1 \end{cases}$$



$$10) f(x) = \begin{cases} x^2 + 2x + 2, & x < -3 \\ 2, & x \geq -3 \end{cases}$$



Answers to Graphing Piecewise Functions Practice (ID: 1)

- | | | | |
|----------------------------------|-----------------------------------|----------------------------------|--------------------------------|
| 1) $(-\infty, -2], (-2, \infty)$ | 2) $(-\infty, 0], (0, \infty)$ | 3) $(-\infty, 1], (1, \infty)$ | 4) $(-\infty, 0), [0, \infty)$ |
| 5) $(-\infty, -3], (-3, \infty)$ | 6) $(-\infty, -1), [-1, \infty)$ | 7) $(-\infty, -2], (-2, \infty)$ | 8) $(-\infty, 1), [1, \infty)$ |
| 9) $(-\infty, 1), [1, \infty)$ | 10) $(-\infty, -3), [-3, \infty)$ | | |